



## **LENAWEE INTERMEDIATE SCHOOL DISTRICT**

### **LISD PREP Academy 2009 - 2010**

#### **Overview of Classroom Programs**

The Lenawee Intermediate School District (LISD) is located in Southeast Michigan. Lenawee County is a rural community with a few small cities sporadically located throughout the county. The majority of the county residents are working class people that have strong family traditions.

The Lenawee Intermediate School district is committed to providing quality education and services for all students in Lenawee County Schools. The LISD services 12 local school districts whose total student population is 17,680. The districts served are Addison, Adrian, Blissfield, Britton, Clinton, Deerfield, Hudson, Madison, Morenci, Onsted, Sand Creek, and Tecumseh. County-wide special education student numbers are 2,510. The LISD has been supporting Lenawee County for over 40 years and has continually expanded and updated services!

LISD PREP Academy is an alternative school for pregnant and parenting students centrally located on the LISD TECH Center/JCC@TECH Center. Services are provided to Lenawee County students from public and private schools. Students are expected to meet their resident districts' graduation requirements. Licensed on-site child care is provided free of cost with specialized educators offering small group and individualized parenting classes. In March of

2010 an Early Head Start classroom was established at the PREP Academy site. Students with special needs have access to a teacher consultant and social workers. On-staff academic and personal counseling is also available. Staff meets all highly qualified content area requirements. Students have the opportunity to participate in work experience, earn college credit and attend the LISD TECH Center. Homebound instruction is available with medical documentation.

### **History**

LISD PREP Academy has had five locations in its history thus far. The first location was at Ridgeway Elementary School in Ridgeway from August 1994 through June 1999. The building was shared with Migrant Head Start each year. Because of an overlap in programs, the fall of 1995 PREP spent the first two weeks of school at the Judson Collins Camp in Onsted, MI. From August through December 1999 the PREP location was St. Mathews Lutheran Church on McKenzie Street. In January 2000 PREP was housed at the Human Services Building in Adrian. The Porter Center housed LISD PREP Academy from February 2000 to June 2004. In September 2004 PREP moved to the Telamon Building on the TECH Center campus.

### **Staffing**

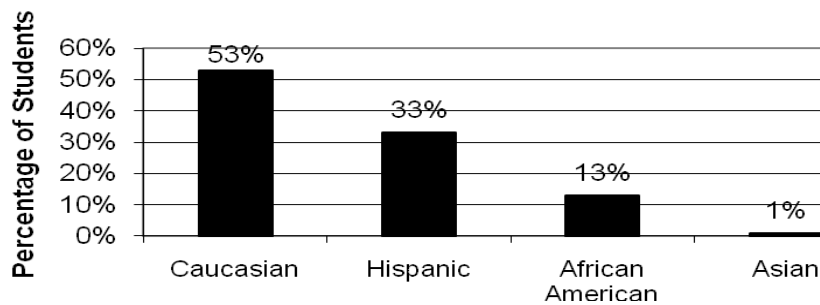
LISD PREP Academy teaching staff and child care providers are considered temporary, part-time workers. Employees do not receive benefits. Because of this status, staff turnover is a factor. Some employees seek permanent, secure positions. In spite of the part time, temporary status, the PREP staff is highly professional and dedicated to the program.

## Demographics

### Ethnicity

The majority of the 2009-10 student population was Caucasian but this is not typical for this program. In most years the numbers of Caucasian and Hispanic students is nearly equal. Other ethnic groups have been represented in previous years. (Table #1)

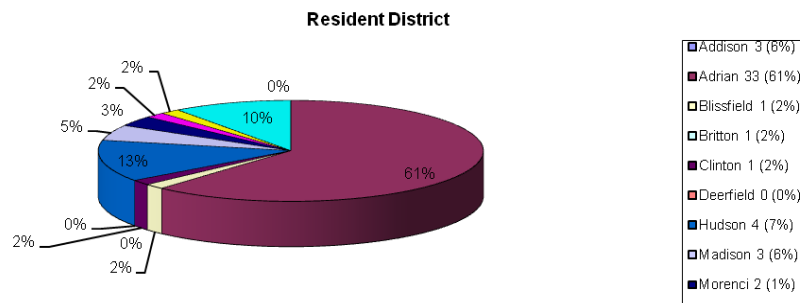
**Table 1**  
**LISD PREP Ethnicity 2009-10**



### Resident District

The majority of students come from the larger districts. Students that live in the Lenawee Transportation service area cannot always get consistent daily transportation to LISD PREP Academy. Students with access to Dial-A-Ride have greater accessibility. Family and local district support of the program are also key factors that determine student enrollment and attendance. (Table #2)

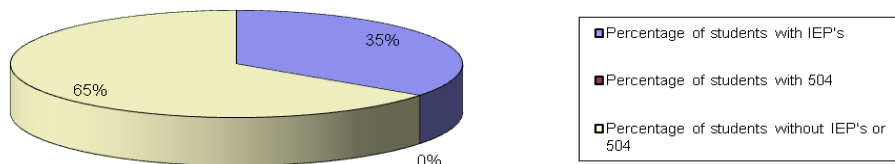
**Table 2**



### Student's Special Needs

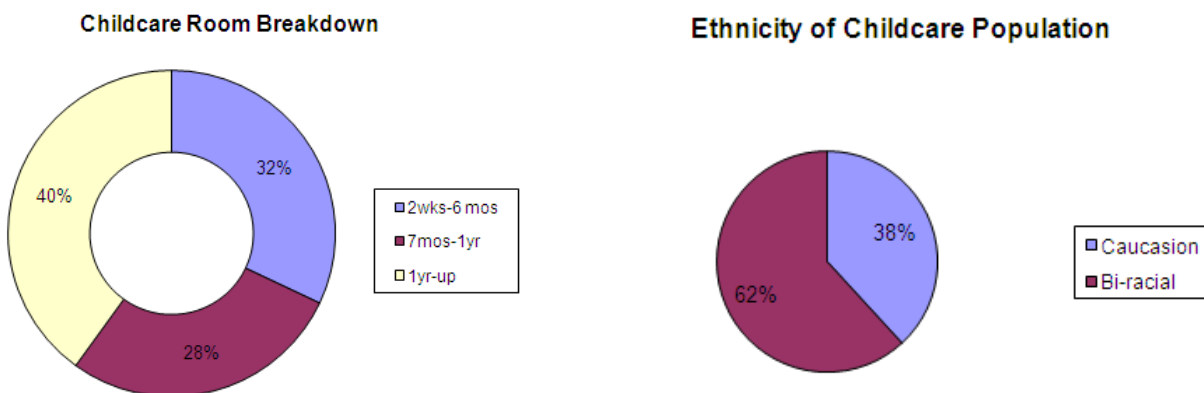
Thirty five percent of LISD PREP Academy's students qualify for assistance based on their Individual Education Plan (IEP). In 2009-2010 there were no students with 504 plans. A typical general education population has fourteen percent of students qualifying for assistance based on their IEP. This is higher than you would find in a typical general education population but may be more typical for alternative education programs. (Table #3)

**Table 3**  
Student's Special Needs



### LISD PREP Academy Child Care

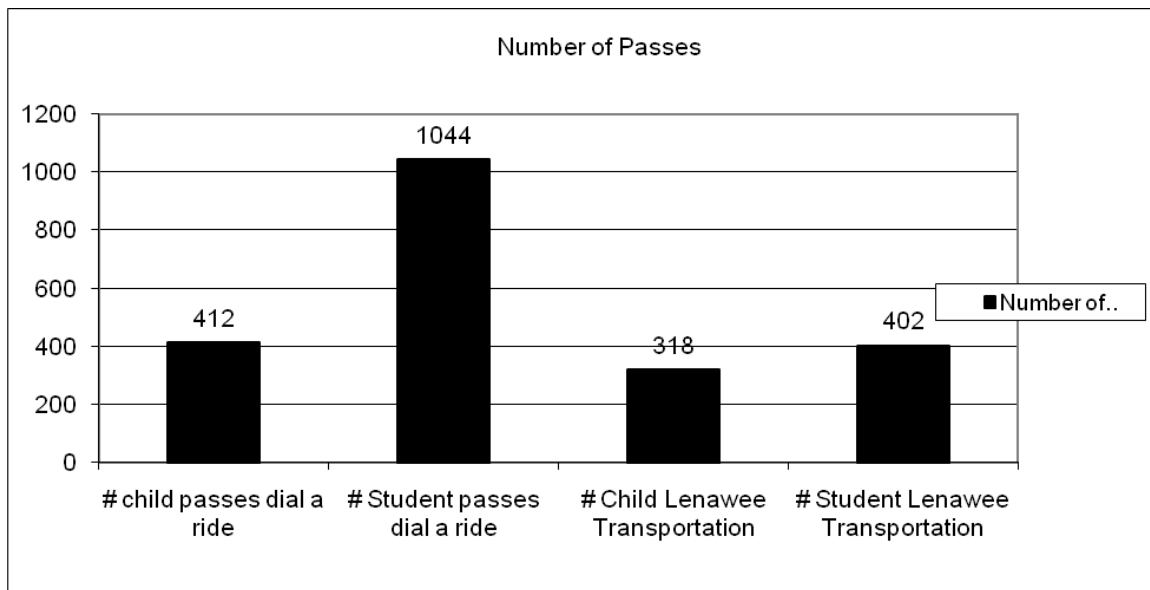
Licensed child care is available free of charge for children two weeks up to three years of age. There are three multi-aged child care rooms. In March of 2010, Early Head Start was introduced into one of the child care rooms. A parent educator is available for one-on-one meetings and developmental screenings. LISD staff provides physical, speech and other therapies as needed.



## Transportation

Students are responsible for transportation to and from LISD PREP Academy. Dial-A-Ride and Lenawee Transportation passes are provided free of charge to both students and their children. In 2009-2010 a total of 2,176 passes were supplied at a cost of \$4,183. Providing transportation minimizes a barrier for many students. (Table #4)

**Table 4**

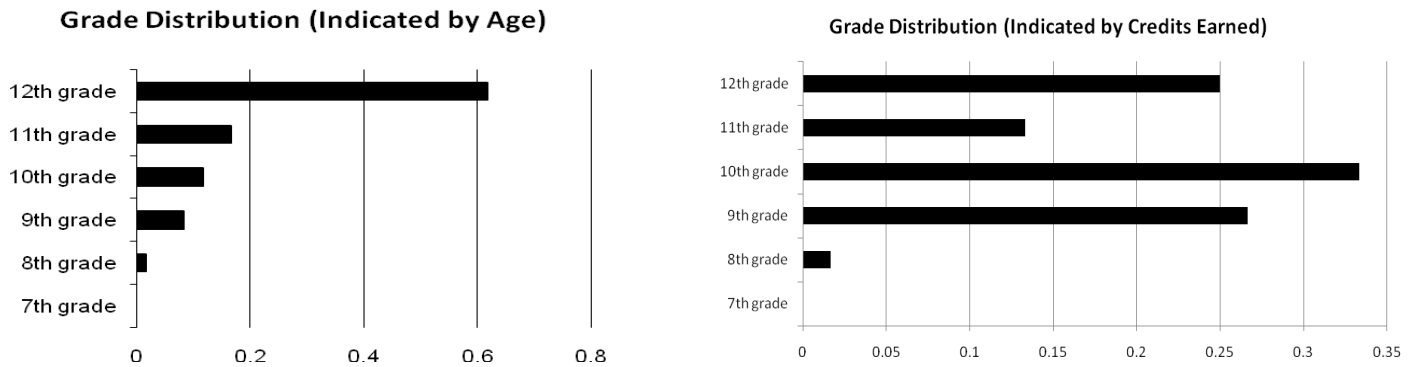


## Funding

The LISD PREP Academy is funded through the student's foundation allowance from the resident school district. Additional funds come from a grant through the Department of Human Services and Career Preparation Services. Historically the LISD has covered budget deficits.

## Grade Distribution

In 2009-2010 seniors (determined by age – not by credit earned) made up the largest enrollment. Unless students attend the TECH Center or dual enroll, course options are limited for students' enrolled long term. Underclassmen were nearly evenly distributed. Students range in grade level from 8th grade to 12+. (Table #5)

**Table 5****Attendance**

In 2009-2010, 60 students' attendance ranged from a month to 7 semesters. Attendance has always been a concern for the program. The staff works with students to accommodate their specific needs. This includes two weeks off after birth and other arrangements based on doctor's recommendations.

**Student Achievement**2009-10 MME/ACT TESTING

LISD PREP Academy students return to their resident school districts to complete MME/ACT testing. Eight students were transported to Adrian High School for testing; seven students completed the testing. Two students completed the MME/ACT at Hudson High School, and one student completed the testing at Madison High School.

2009-10 NWEA TESTING

NWEA is a computerized testing program in which students can be assessed in Mathematics, Reading, Language Usage, and Science. LISD PREP Academy tested students in Mathematics, Reading, and Language Usage. The data provided from the testing can be used to modify instruction to improve student achievement. NWEA testing is used to demonstrate the amount of growth a student achieves over a school year. Testing scores from previous years are also available for comparison. Testing is offered three times per year. At LISD PREP Academy, all students were tested in the first testing cycle; new students

or students who had not previously tested were tested in the second testing cycle; and all students are tested in the last testing cycle.

It can be challenging to make generalizations about the population at LISD PREP Academy due to the following factors: transient population, low student motivation, health issues (pregnancy, birth of a child, illness of a child), homelessness, lack of family support, students who are behind in grade level, students who have not been attending school for a period of time, and legal issues.

The Mean and Median scores are presented as RIT scores. A RIT Scale is a curriculum scale that uses individual item difficulty values to determine student achievement. Invalid test scores are excluded in the summary statistics. The most common invalid test scores were the result of students attempting to complete the testing too quickly.

#### NWEA Reading:

The NWEA Reading test has four strands: Word Recognition/Word Study, Narrative Text, Informational Text, and Comprehension.

|              |                                              |       |    |
|--------------|----------------------------------------------|-------|----|
| Fall 2009:   | Mean RIT:                                    | 214.7 |    |
|              | Median RIT:                                  | 210   |    |
|              | Number of students tested with valid scores: |       | 19 |
| Winter 2010: | Mean RIT:                                    | 209.5 |    |
|              | Median RIT:                                  | 214   |    |
|              | Number of students tested with valid scores: |       | 11 |
|              | Number of new testers:                       |       | 11 |
| Spring 2010: | Mean RIT:                                    | 206.4 |    |
|              | Median RIT:                                  | 209   |    |
|              | Number of students tested with valid scores: |       | 19 |
|              | Number of new testers:                       |       | 7  |

NWEA Language Usage:

The NWEA Language Usage test has five strands: Writing Genre, Writing Process, Grammatical Structures, Spelling, and Punctuation/Capitalization.

|            |                             |       |    |
|------------|-----------------------------|-------|----|
| Fall 2009: | Mean RIT:                   | 215.5 |    |
|            | Median RIT:                 | 216   |    |
|            | Students with valid scores: |       | 19 |

|              |                                  |  |   |
|--------------|----------------------------------|--|---|
| Winter 2010: | Students with valid test scores: |  | 7 |
|              | Number of new testers:           |  | 7 |

\*Per NWEA, summary statistics for groups with less than 10 students are generally suppressed because they are not statistically reliable.

|              |                             |       |    |
|--------------|-----------------------------|-------|----|
| Spring 2010: | Mean RIT:                   | 217.2 |    |
|              | Median RIT:                 | 218   |    |
|              | Students with valid scores: |       | 19 |
|              | Number of new testers:      |       | 6  |

NWEA Mathematics:

The NWEA Mathematics test has five strands: Number & Operations, Algebra, Measurement, Geometry, and Data & Probability.

|            |                             |       |    |
|------------|-----------------------------|-------|----|
| Fall 2009: | Mean RIT:                   | 216.8 |    |
|            | Median RIT:                 | 214   |    |
|            | Students with valid scores: |       | 14 |

|              |                             |       |    |
|--------------|-----------------------------|-------|----|
| Winter 2010: | Mean RIT:                   | 211.1 |    |
|              | Median RIT:                 | 215   |    |
|              | Students with valid scores: |       | 13 |
|              | Number of new testers:      |       | 12 |

|              |                             |     |    |
|--------------|-----------------------------|-----|----|
| Spring 2010: | Mean RIT:                   | 211 |    |
|              | Median RIT:                 | 211 |    |
|              | Students with valid scores: |     | 21 |
|              | Number of new testers:      |     | 8  |



### **Process Data**

In 2009-2010 students attended English Language Arts, Social Studies, Math and Science classes. Class periods were 90 minutes Monday through Thursday, with a 30 minute lunch. On Fridays students attend all eight classes for 45 minutes. Students often have more than one class in the content areas. Other courses offered include Parenting, Physical Education, Careers, Personal Finance, and Office Skills.

LISD PREP classes begin shortly after the school year begins at local districts because the building is shared with the Migrant Head Start program. This means all LISD PREP materials have to be removed and stored for summer and then brought back in the week prior to classes beginning. The late start means students may try school at their resident district and still come to LISD PREP if they feel uncomfortable in their resident district.